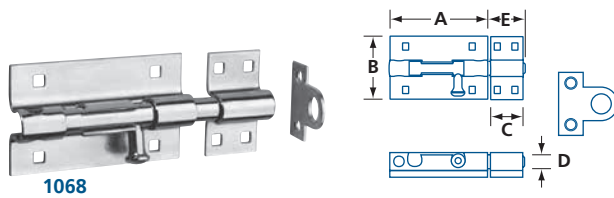


# PADBOLTS

## GENERAL HARDWARE

### STANDARD PADBOLTS


1068, 7210



1068

#### 1068

- Also available retail packaged (#1068AP6C / #1068ZP8C)
- Mounting hardware included: wood screws (retail package includes carriage bolts and wood screws)



7210

#### 7210

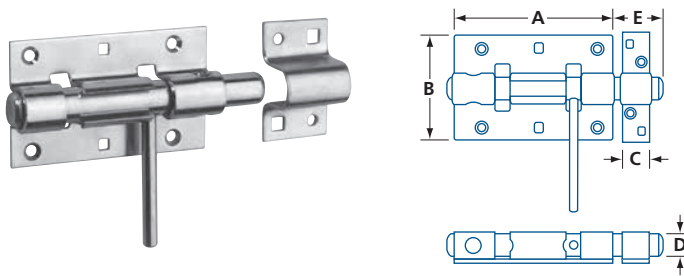
- Mounting hardware included: wood screws

MODEL	FINISH	MATERIAL	A	B	C	∅D	E	MAX PADLOCK SHACKLE DIA	/BOX
<b>GUARD</b> 1068ZP6	Zinc plated	Steel	4½ (114)	2 <sup>11</sup> / <sub>16</sub> (68)	1½ (38.1)	<sup>19</sup> / <sub>32</sub> (15.1)	1 <sup>13</sup> / <sub>16</sub> (46)	<sup>3</sup> / <sub>8</sub> (9.5)	5
<b>GUARD</b> 1068ZP8	Zinc plated	Steel	6 (152)	2 <sup>5</sup> / <sub>8</sub> (67)	1½ (38.1)	1½ (38.1)	1½ (38.1)	<sup>3</sup> / <sub>8</sub> (9.5)	5
7210ZP6	Zinc plated	Steel	4 <sup>5</sup> / <sub>8</sub> (117)	1 <sup>5</sup> / <sub>8</sub> (41.3)	1¼ (31.8)	<sup>7</sup> / <sub>16</sub> (11.1)	1¼ (31.8)	<sup>1</sup> / <sub>4</sub> (6.4)	10

IN (MM)

### EXTRA HEAVY DUTY PADBOLT

168



MODEL	FINISH	MATERIAL	A	B	C	∅D	E	MAX PADLOCK SHACKLE DIA	/BOX
168K	Zinc plated	Steel	5 (127)	3 (76)	1 <sup>3</sup> / <sub>16</sub> (30.2)	<sup>13</sup> / <sub>16</sub> (20.6)	2 <sup>3</sup> / <sub>16</sub> (56)	<sup>1</sup> / <sub>2</sub> (12.7)	5

IN (MM)